



# ROUSSEAU METAL

## YOUR COMPLETE SOLUTION



**PARTS & SERVICE**  
AUTOMOTIVE STORAGE EQUIPMENT  
FOR YOUR CAR DEALERSHIP

SERVICE DEPARTMENT

# CORNER WORKSTATIONS

# CORNER WORKSTATIONS

## INCREASE WORK SPACE AND STORAGE SPACE




Ferrari Lake Forest (IL)

Corner workstations allow for a more complete and integrated layout. They also help to optimize the space available for work and storage.

- Ergonomic 36" or 40" work surface height;
- Standard 30" worksurface depth;
- Choice of two configurations: with or without cabinet under the work surface;
- Leveling glides included in each model for a stable and level workstation;
- Designed to be placed against a wall or back to back;
- Must be anchored to two cabinets of the same height and depth, one on each side (RA30 or RA35).

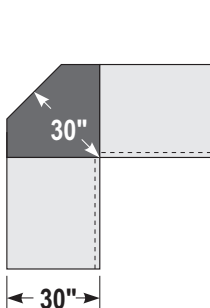
To order, choose "WITH" or "WITHOUT" cabinet under the worksurface. Then configure your workstation. Options vary depending on the configuration chosen.

### WITHOUT cabinet under the worksurface



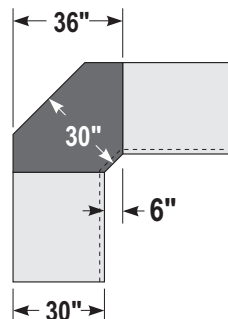
RS-C084X

#### Right angle corner (2"W finishing panel)



RS-C002X

#### 9"W finishing panel

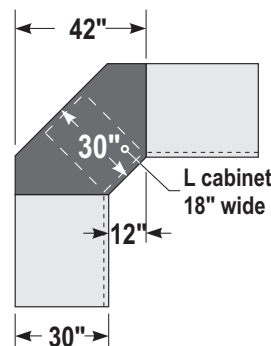


### WITH cabinet under the worksurface



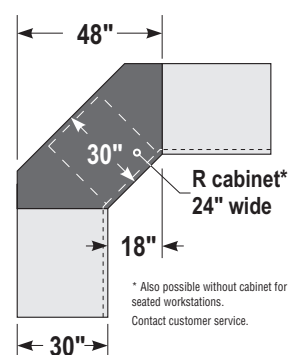
RS-C080S

#### L cabinet



RS-C008X

#### R cabinet





# CORNER WORKSTATIONS - 0030



RS-J00303404X

## 1 Type of Surface

- **Choose your worksurface.**  
For a neoprene or nitrile rubber mat, choose the desired finish: painted steel (P) or stainless steel (S).



**Painted steel**  
RS-W003001P



**Stainless steel**  
RS-W003001S



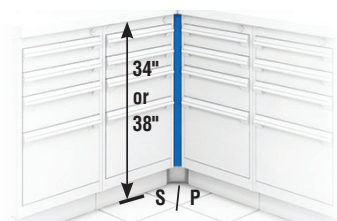
**Nitrile mat— $\frac{3}{16}$ "**  
RS-W0030M3\_



**Neoprene mat— $\frac{1}{8}$ "**  
RS-W0030M4\_

## 2 Under the Worksurface

- **Choose the height of the station and finish of the base.**



34" high: 34\*  
38" high: 38\*  
Base:  
Painted steel: P  
Stainless steel: S

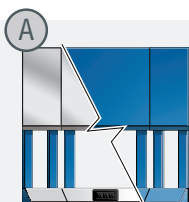
RS-B0030\_\_1001\_

Ex.: RS-B0030341001S for a 34" high 0030 corner workstation with stainless steel base.

\* Includes the 4" base but excludes the 2" top

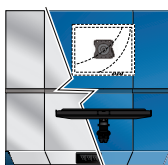
## 3 Over the Worksurface

- **Choose from the following models.**  
Choose the finish for the power feed or finishing panel: painted steel (P) or stainless steel (S).



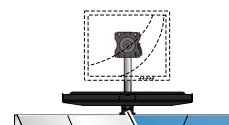
**Top finishing panels + power feed panel\***  
RS-U0030F14\_

In this model the power feed panel determines the panel finish, P or S.



**Finishing panels + support for LCD monitor, keyboard and mouse + power feed panel\***  
RS-M0030S1404\_

In this model the power feed panel determines the panel finish, P or S.



**Finishing panel + support for LCD monitor, keyboard and mouse**  
RS-M0030T3\_



**Power feed panel\***  
RS-M0030T4\_

\* Includes three electrical outlets.

## 4 Center - Bottom Panels

- **Choose the panels required for model A.**  
Choose the panel finish: painted steel (P) or stainless steel (S).




**Finishing panels**  
RS-M0030F1\_

**NEW PROPOSAL**



**Utility panels**  
RS-M0030U1\_



**Panels for plastic bins**  
RS-M0030L1P



**Finishing panels + tablet support**  
RS-M0030S2\_

# CORNER WORKSTATIONS - 0630



RS-J06303404P

## 1 Type of Surface

- **Choose your workspace.**  
For a neoprene or nitrile rubber mat, choose the desired finish: painted steel (P) or stainless steel (S).



**Painted steel**  
RS-W063001P



**Stainless steel**  
RS-W063001S



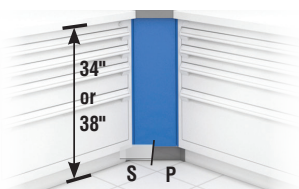
**Nitrile mat—3/16"**  
RS-W0630M3\_



**Neoprene mat—1/8"**  
RS-W0630M4\_

## 2 Under the Worksurface

- **Choose the height of the station and finish of the base.**



34" high: 34\*  
38" high: 38\*  
Base:  
Painted steel: P  
Stainless steel: S

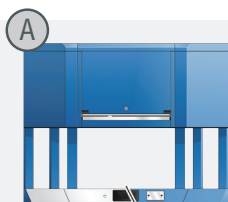
RS-B0630\_\_1001\_

Ex.: RS-B0630341001S for a 34" high 0630 corner workstation with stainless steel base.

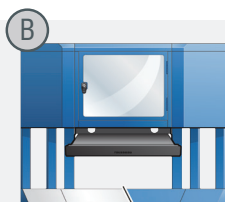
\*Includes the 4" base but excludes the 2" top

## 3 Over the Worksurface

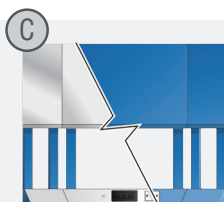
- **Choose from the following models.**  
Choose the finish for the power feed or finishing panel: painted steel (P) or stainless steel (S).



**Storage cabinet with flipper door + power feed**  
RS-U0630R01\_

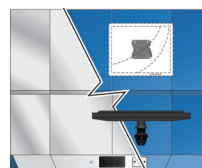


**Computer cabinet + finishing strip panel**  
RS-U0630C10\_



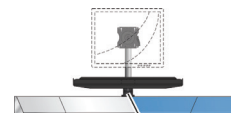
**Top finishing panels + power feed panel**  
RS-U0630F11\_

In this model the power feed panel determines the panel finish, P or S.



**Finishing panels + support for LCD monitor, keyboard and mouse + power feed panel**  
RS-M0630S1401\_

In this model the power feed panel determines the panel finish, P or S. Note that the computer support is positioned on the right by default in this model.



**Finishing panel + support for LCD monitor, keyboard and mouse**  
RS-M0630T3\_



**Power feed panel**  
RS-M0630T1\_

## 4 Center - Bottom Panels

- **Choose the panels required for models A, B and C.**

Choose the panel finish: painted steel (P) or stainless steel (S).



**Finishing panels**  
RS-M0630F1\_

NEW PROPOSAL



**Utility panels**  
RS-M0630U1\_



**Panels for plastic bins**  
RS-M0630L1P



**Finishing panels + tablet support**  
RS-M0630S2\_

Note that the computer support is positioned on the right by default in this model.



# CORNER WORKSTATIONS - 1230



RS-J12303402X

## 1 Type of Surface

### ► Choose your worksurface.

For a neoprene or nitrile rubber mat, choose the desired finish: painted steel (P) or stainless steel (S).



**Painted steel**  
RS-W123001P



**Stainless steel**  
RS-W123001S



**Nitrile mat— $\frac{3}{16}$ "**  
RS-W1230M3\_

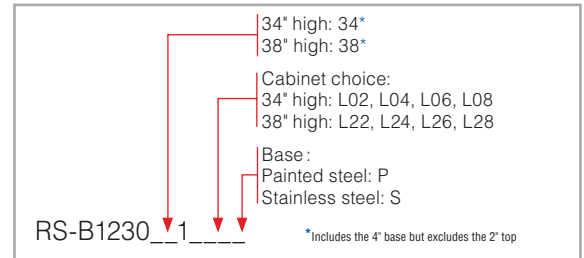
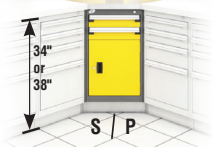


**Neoprene mat— $\frac{1}{8}$ "**  
RS-W1230M4\_

## 2 Under the Worksurface

### ► Choose the height of the station and cabinet, and finish of the base.

Cabinet models include a central locking system (L3), attachments bars under the surface and finishing pieces. Cabinet dimensions are 18"W x 27"D x 34"H or 38"H.



### Cabinet height: 34" \*



**L02**  
L3ABG-3006L3S



**L04**  
L3ABG-3016L3S



**L06**  
L3ABG-3018L3S



**L08**  
L3ABG-3002L3S

### Cabinet height: 38" \*



**L22**  
L3ABG-3414L3S



**L24**  
L3ABG-3434L3S



**L26**  
L3ABG-3436L3S




**L28**  
L3ABG-3416L3S

## 3 Above the Worksurface

### ► Choose from the following models.

Choose the finish for the power feed or finishing panel: painted steel (P) or stainless steel (S).



**Storage cabinet with flipper door + power feed panel**  
RS-U1230R01




**Storage cabinet with integrated sliding door + power feed panel**  
RS-U1230R11\_



**Top finishing panels + power feed panel**  
RS-U1230F11\_

In this model the power feed panel determines the panel finish, P or S.



**Finishing panels + support for LCD monitor, keyboard and mouse + power feed panel**  
RS-M1230S1401\_

In this model the power feed panel determines the panel finish, P or S. Note that the computer support is positioned on the right by default in this model.



**Finishing panel + support for LCD monitor, keyboard and mouse**  
RS-M1230T3\_



**Power feed panel**  
RS-M1230T1\_

## 4 Center - Bottom Panels

### ► Choose the panels required for models A, B and C.

Choose the panel finish: painted steel (P) or stainless steel (S).



**Finishing panels**  
RS-M1230F1\_



**Utility panels**  
RS-M1230U1\_



**Panels for plastic bins**  
RS-M1230L1P



**Finishing panels + tablet support**  
RS-M1230S2\_

Note that the computer support is positioned on the right by default in this model.



# CORNER WORKSTATIONS

## CORNER WORKSTATION ACCESSORIES



### LED Light

- Brighter and more energy efficient than a fluorescent bulb;
- Eliminates dark areas under the cabinet;
- Color temperature: 6000 - 7000 K (cold);
- Galvanized steel fitting included;
- Comes fitted with a 10-foot power cord;
- The recommended operating temperature for our LED lights is between 5 and 40 °C (41 to 104 °F).

Product #	Configuration
RD45-2416	0630 and 1230
RD45-3616	1830

*Note: Not compatible with computer cabinets.*



### Sloped Top

- Keeps the workspace clean and safe while reducing clutter;
- The top for computer cabinets includes a fan.


Product #	Configuration	For
RS31-063008	0630	Storage cabinet
RS31-123008	1230	Storage cabinet
RS31-183008	1830	Storage cabinet
RS32-063008	0630	Computer cabinet



### Multi-purpose Holders

- Can hold up to 4 aerosol cans;
- Also compatible with drinks cans.

Product #	For
RC51-120312	With or without top cabinet
RC51-120303	With panel configurations only



### Document Holder

- Includes a clip to keep documents in place.

Product #	For
RC54-141202	With or without top cabinet
RC54-1412	With panel configurations only



### Tablet Support

- Supports most tablets on the market;
- Installs on the bottom section (15) of finishing panel for computer support (RS81/RS82);
- The small version is compatible with tablets between 7 5/8" and 10" wide;
- The large version is compatible with tablets between 9 7/8" and 12 1/4" wide.

Product #	
RC58-62-01	Small
RC58-62-02	Large



### Tool Holders

- Variety of hooks and holders available for hanging items and tools. Here are our most popular items:

Product #	
WM9N-01	Single screwdriver rack
WM9H-05	Double back single hook
WM9M-01	Pliers holder
WM9G-200	2" dia. single loop hook



Ferrari Lake Forest (IL)



RS-C010X



RS-C006X



RS-C060X