



STORAGE SYSTEM

—
FOR THE MINING INDUSTRY



TABLE OF CONTENTS

TABLE OF CONTENTS	2	Multitek Cart	
Legend	3	Compact Cart for Frequent Trips	12
		Material Handling Cart	12
OPTIMIZE YOUR SPACE	4		
WAREHOUSE (STOREROOM)	5	SPECIALIZED STORAGE	13
Small and Medium-Sized Parts	5	Shelving Unit for Clothing	13
Shelving with Drawers	6	Rack for Radio Batteries	13
Shelving with 4 Drawers	6	Rack for Lifting Equipment	13
Shelving with 7 Drawers / Roll-Out Shelf	6	Wall-Mounted Panel System	14
Shelving with 8 Drawers	6	Drawer Accessories	14
Drawer Partitioning	6	DISTINCTIVELY ROUSSEAU	15
Medium-Sized and Large Parts	7	Product Configurator : MyModel-r	15
Open Shelving	7	Videos	15
Closed Shelving	7		
Mini-Racking	8		
MAINTENANCE AND REPAIR SHOP	9		
Workbench	9		
Compact Workstation	9		
Workstation with Vertical Drawers	9		
INDUSTRIAL VEHICLE MAINTENANCE DEPARTMENT	10		
Heavy-Duty Mobile Toolbox	10		
Heavy-Duty Multi-Drawer Mobile Toolbox	10		
Heavy-Duty Toolbox	10		
ADMINISTRATIVE DEPARTMENT	11		
Workstation with Riser Shelves	11		
Workstation with 4 «L» cabinets	11		
Multifunctional Workstation	11		
MAINTENANCE DEPARTMENTS	12		
Sliding Utility Panels			
Open Shelving with Sliding Panels	12		
Shelving with Drawers, Sliding Panels and Mini-Racking Unit	12		



LEGEND

You will find various icons throughout this document. Here are their meanings:

Width	Open Shelving	Decking Levels	15A Electrical Outlets
Depth	Starter Unit	Steel Decking	USB Ports
Height	Add-On Unit	Wire Mesh Decking	Ethernet and Phone Jack
Load Capacity	Closed Shelving	Casters	Air Connection Perforation
Drawers	Starter Unit	Laminated Wood Top	Quantity
Subdivided Drawers	Add-On Unit	Stainless Steel Top	MultiTek Shelf
Drawer Bank	Sliding Panels	Painted Steel Top with Rubber Mat	MultiTek Shelf Quantity
Multi-Drawer Bank	SR Perforated Post	Plastic Laminated Top	R2V Vertical Drawer
Upper Bank	SH Smooth Finish Post	Lock-In Mechanism	
Left Bank	Welded Upright	Econo Lock-In Mechanism	
Right Bank	Shelves	L3 Lock	
Roll-Out Shelves	Adjustable Shelves	One drawer at a time Mechanism	

OPTIMIZE YOUR SPACE

Rousseau Metal Inc. is a constantly evolving company, and since 1950 we have been creating storage systems to help you efficiently organize and store more items in less space.



Rousseau has the solution for each sector in your mine:

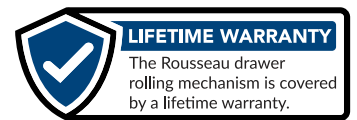
- Warehouse (Storeroom)
- Maintenance and Repair Shop
- Industrial Vehicle Maintenance Department
- Administrative Department

We also have specialized solutions for your field of activity and solutions for other sectors in your mine such as:

- Assay Lab
- Geology Department
- Nursing and First Aid Station
- Underground Shops and Storage
- Camp Kitchen
- Laundry Facility

THIS BROCHURE FEATURES
OUR MOST POPULAR MODELS.

CONTACT US TO FULLY EXPLORE
A WORLD OF POSSIBILITIES

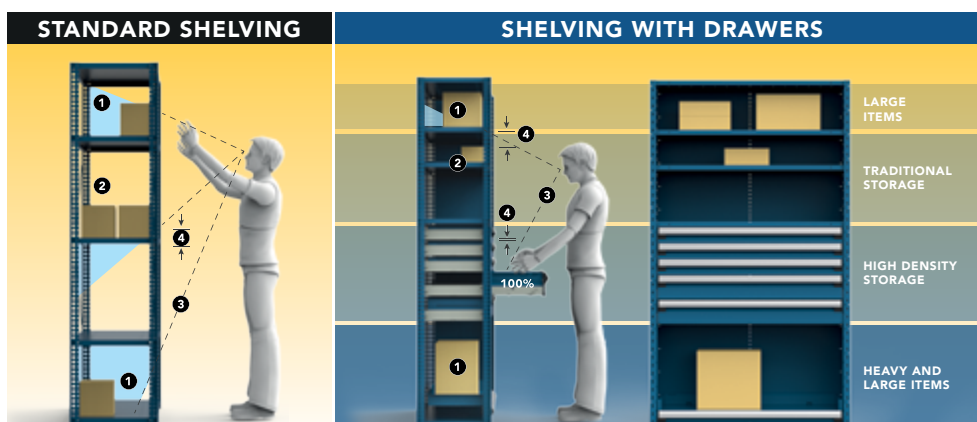


CURRENT SITUATION

- 1 Top and bottom shelves are not properly filled, nor accessible.
- 2 Back of shelves are poorly lit and visible.
- 3 Visibility of various items is hampered by the shelves.
- 4 Vast amount of unused space between shelves.

RESULT

Arduous management and location of your inventory.



OUR RECOMMENDATIONS

- 1 Widely spaced shelves for the storage of larger items.
- 2 Close-set shelves positioned at eye-level.
- 3 Easily locate objects in a drawer that open's at 100%.
- 4 Optimized use of space based on the sizes of it's stored items.

RESULT

Easier management of your inventory based on an organized storage method.

WAREHOUSE (STOREROOM)

More often than not, your department needs to store a lot in a small amount of space. Opt for our hybrid, multi-purpose system of drawers in shelving, which has proven its worth for 35 years. This robust system, which can be assembled quickly, makes the most of each inch of storage space possible and allows you to recover up to 70% of your space.

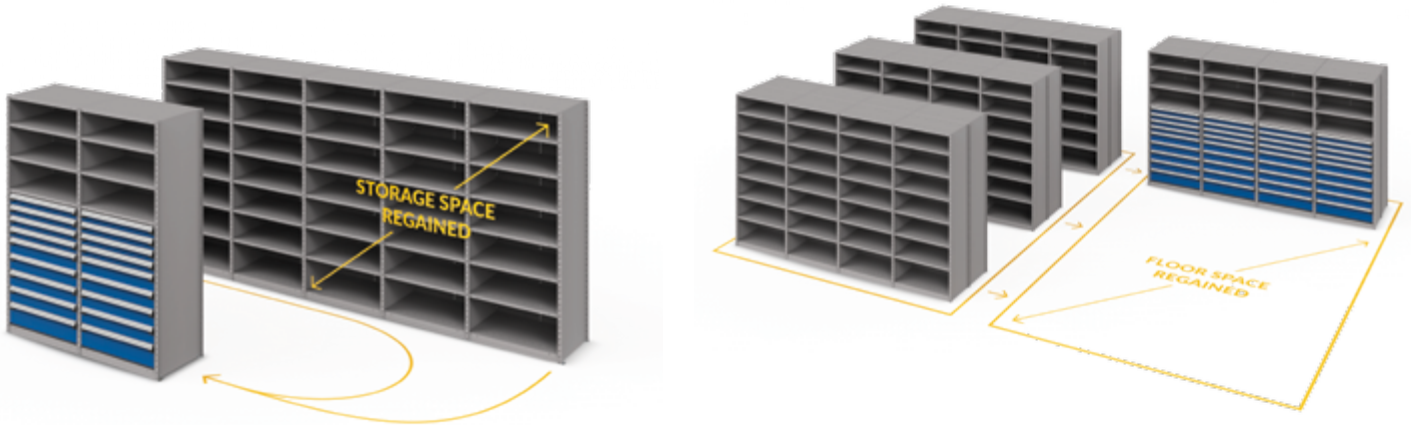
Our 400 lb capacity drawers are heavy-duty and high quality. We offer you a Lifetime Warranty on the rolling mechanism of the drawers. The possibilities for accessorizing your drawers with our patented clip-in partitions and dividers are endless, depending on the shape of your parts. Multiple dimensions and configurations are possible in terms of width, depth and height.

SMALL AND MEDIUM-SIZED PARTS

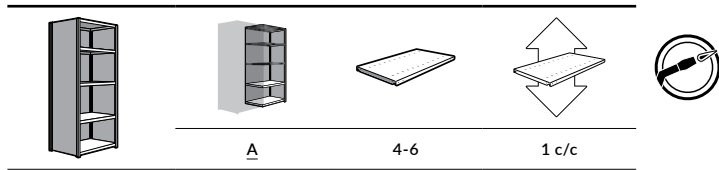
To free up space and efficiently organize your parts, drawers in shelving are the perfect solution.

We are storage specialists, and we recommend drawers in shelving for smaller and frequently used items. Rousseau drawers can be installed in over 35 shelving brands available on the market. You can therefore keep your existing installations and still make significant space saving gains.

Are you planning a new installation? Our Spider® shelving system is the most comprehensive and most versatile solution on the market. Thanks to its unique design, it is incredibly easy to assemble and use.



SHELVING WITH DRAWERS



A 4-6 1 c/c



SHELVING WITH 4 DRAWERS

36"	18"	75"	5	R5SEC-751801_	
		87"	6	R5SEC-871801_	
	24"	75"	5	R5SEE-751801_	
		87"	6	R5SEE-871801_	
48"	18"	75"	5	R5SHC-751801_	
		87"	6	R5SHC-871801_	
	24"	75"	5	R5SHE-751801_	
		87"	6	R5SHE-871801_	

4"	3	400 lb	
	1		

SHELVING WITH 7 DRAWERS / ROLL-OUT SHELF

36"	18"	75"	4	R5SEC-754809_	
		87"	5	R5SEC-874809_	
	24"	75"	4	R5SEE-754809_	
		87"	5	R5SEE-874809_	
48"	18"	75"	4	R5SHC-754809_	
		87"	5	R5SHC-874809_	
	24"	75"	4	R5SHE-754809_	
		87"	5	R5SHE-874809_	

3"	2	400 lb	
	3		
	2		

4"	1	400 lb	

SHELVING WITH 8 DRAWERS

36"	18"	75"	4	R5SEC-754801_	
		87"	5	R5SEC-874801_	
	24"	75"	4	R5SEE-754801_	
		87"	5	R5SEE-874801_	
48"	18"	75"	4	R5SHC-754801_	
		87"	5	R5SHC-874801_	
	24"	75"	4	R5SHE-754801_	
		87"	5	R5SHE-874801_	

6"	8	400 lb	

DRAWER PARTITIONING

	36"	18"	36"	24"	48"	18"	48"	24"
3" - 5"								
6" - 8"								

NOTE: For drawers without partitioning, replace the last two digits of the model number with the next even number up

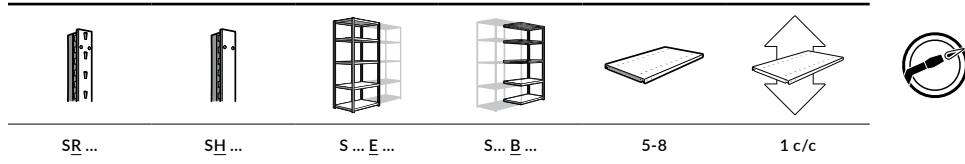
E.g.: R5SEC-751801 With
R5SEC-751802 Without

MEDIUM-SIZED TO LARGE PARTS

Thanks to the unique design of our Spider® Shelving System, it is extremely easy to configure and add accessories.

It is the only solution that allows shelves (medium-sized items), steel decking (large items) and drawers (small items) to all be used in the same system.

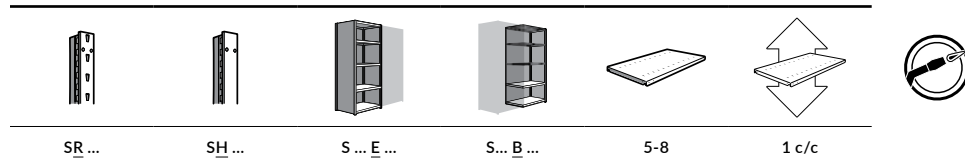
OPEN SHELVING



			x5	x6	x7	x8	
36"	18"	75"	S_1002	S_1008	S_1014	S_1020	800 lb
		87"	S_1005	S_1011	S_1017	S_1023	800 lb
	24"	75"	S_1003	S_1009	S_1015	S_1021	625 lb
		87"	S_1006	S_1012	S_1018	S_1024	625 lb
48"	18"	75"	S_1032	S_1038	S_1044	S_1050	575 lb
		87"	S_1035	S_1041	S_1047	S_1053	575 lb
	24"	75"	S_1033	S_1039	S_1045	S_1051	600 lb
		87"	S_1036	S_1042	S_1048	S_1054	600 lb



CLOSED SHELVING



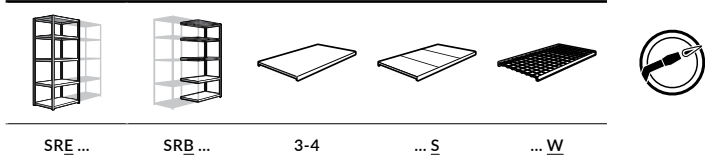
			x5	x6	x7	x8	
36"	18"	75"	S_2002	S_2008	S_2014	S_2020	800 lb
		87"	S_2005	S_2011	S_2017	S_2023	800 lb
	24"	75"	S_2003	S_2009	S_2015	S_2021	625 lb
		87"	S_2006	S_2012	S_2018	S_2024	625 lb
48"	18"	75"	S_2032	S_2038	S_2044	S_2050	575 lb
		87"	S_2035	S_2041	S_2047	S_2053	575 lb
	24"	75"	S_2033	S_2039	S_2045	S_2051	600 lb
		87"	S_2036	S_2042	S_2048	S_2054	600 lb







MINI-RACKING

Mini-Racking is designed for storing large and heavy parts. With a wide choice of dimensions (W" x D" x H") and decking, you can configure the units to fully meet your specific requirements



			 x3	 x4
24"	75"		SR_5002_	SR_5022_
		87"	SR_5006_	SR_5026_
48"	36"	75"	SR_5003_	SR_5023_
		87"	SR_5007_	SR_5027_
48"	75"		SR_5004_	SR_5024_
		87"	SR_5008_	SR_5028_
60"	24"	75"	SR_5052_	SR_5072_
		87"	SR_5056_	SR_5076_
	36"	99"	-	SR_5080_
		75"	SR_5053_	SR_5073_
		87"	SR_5057_	SR_5077_
		99"	-	SR_5081_
	48"	75"	SR_5054_	SR_5074_
		87"	SR_5058_	SR_5078_
72"	24"	99"	-	SR_5082_
		75"	SR_5102_	SR_5122_
	36"	87"	SR_5106_	SR_5126_
		99"	-	SR_5130_
		75"	SR_5103_	SR_5123_
		87"	SR_5107_	SR_5127_
	48"	99"	-	SR_5131_
		75"	SR_5104_	SR_5124_
	87"	SR_5108_	SR_5128_	
	99"	-	SR_5132_	



MAINTENANCE AND REPAIR SHOP

Since you are in charge of maintaining and repairing everything that could break in the mine, you must have the proper tools and a robust and functional workstation. Several arrangements are possible and a wide variety of accessories can be added both above and below the workstation to create the unit that responds perfectly to your needs. Each drawer has a capacity of 400 lb and

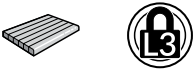
there is a Lifetime Warranty on the rolling mechanism.

You can choose from 5 types of surfaces: painted steel, laminated wood, plastic laminated, stainless steel and acrylic/PVC. With Rousseau, whether you need a basic table with an open leg and a top or a personalized workstation, fixed or mobile, we have what you need.



WORKBENCH

			R5XKH-1003
--	--	--	------------



Left Unit

--	--	--

		2	
		1	
		2	

Right Unit

--	--	--

		2	
		1	
		2	

COMPACT WORKSTATION

			R5EH5-2053
--	--	--	------------



Storage Cabinets

			2
--	--	--	---

Tiltable Shelves

		2	
--	--	---	--

Left Unit

		2	
		1	
		2	

Right Unit

		2	
		1	
		2	

WORKSTATION WITH VERTICAL DRAWERS

			R5XHH-4010P
--	--	--	-------------



Storage Cabinet

			1
--	--	--	---

Vertical Drawer Cabinet*

			2	
			1	

Waste & Recycling Cabinet

			1	400 lb
			1	N/A

Right Unit

			1	
			1	

NOTE: * Accessories must be ordered separately

INDUSTRIAL VEHICLE MAINTENANCE DEPARTMENT

A mechanic's tool box is without a doubt their most important work instrument. The quality of the tool box should not be neglected. With its unique style, the Rousseau tool box is one of the safest on the market, with its integrated "A" lock-in mechanism on the drawers that can be activated with one hand and the true one-drawer-at-a-time system.

Mobile, they are very useful to go repair equipment that is too large to be moved or simply fixed in place, enabling you to have all your tools at the right place. Rousseau tool boxes are robust

and distinctive. They are designed for intense use in harsh work environments such as mines. They are equipped with the most durable drawer in the industry, with a capacity of 400 lb and a Lifetime Warranty on the rolling mechanism. Please note that it is possible to build a tool box from A to Z. A very large number of dimensions are available, along with numerous accessories such as mag casters and stainless steel drawer fronts.



HEAVY-DUTY MOBILE TOOLBOX

36"	24"	39 1/4"	R5BEE-3009
	3"	1	400 lb
	4"	3	
	5"	1	
	6"	1	
	6"		

HEAVY-DUTY MULTI-DRAWER MOBILE TOOLBOX

48"	27"	42 1/2"	R5GHG-3421
	48"	4"	1
	24"	4"	1
		5"	1
		6"	1
		10"	1
	24"	5"	1
		6"	2
		8"	1
	6"		

HEAVY-DUTY TOOLBOX

36"	24"	60"	R5AEE-5815
	36"	4"	2
		6"	2
		8"	2
	36"	6"	1
			400 lb

ADMINISTRATIVE DEPARTMENT

Rousseau's multi-purpose workstations are the perfect way to manage the many tasks you balance throughout your work day. Whether maintaining a reception area for visitors and workers or managing administrative documents, our workstations will meet your needs.

You can configure your drawers with several accessories such as folder hanging bars, plastic bins, partitions and dividers, foam for

tools and drawer locks. Several sizes and surfaces are available: painted steel, laminated wood, plastic laminated, stainless steel and acrylic/PVC. Moreover, you can choose from among 6 drawer heights. Each "L" drawer has a capacity of 100 lb at 100% drawer extension.



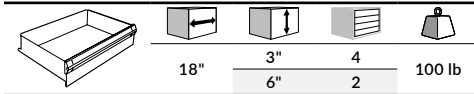
WORKSTATION WITH RISER SHELVES



LG3104C



Compact Cabinet



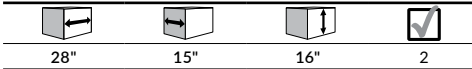
WORKSTATION WITH 4 «L» CABINETS



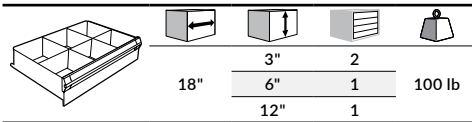
EC2401C




Storage Cabinets



Compact Cabinets (4x)



MULTIFUNCTIONAL WORKSTATION



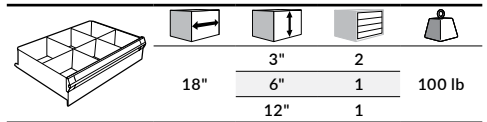
EC2101C



Storage Cabinet




Compact Cabinet



MAINTENANCE DEPARTMENTS

Maximize your floor space with sliding panels for Spider® Shelving! With these 5S panels, you can hang a variety of items, tools, etc. A wide range of 5S accessories are available to maximize your storage: light-duty hooks, heavy-duty hooks, tool holders, can holders, and many more.

Heavy-duty and maneuverable, the MultiTek Cart is the ideal companion to help you perform your daily tasks. In an innovative leap forward from standard cart solutions, not only does it transport tools, parts and other items, it also functions as small portable workstation.



OPEN SHELVING WITH SLIDING PANELS ^{1 2}

					SHE1C-EE750103
36"	24"	75"	3	300lb	
		87"	3	300lb	SHE1C-EE870103

NOTE: 1. Refer to technical guide S84 for spacing between panels.
2. The panel support must be anchored to the ground to ensure stability.

SHELVING WITH DRAWERS, SLIDING PANELS AND MINI-RACKING UNIT ^{1 2}

					SRX9001
120"	24"	87"	3	300lb	
36"	3	3	625 lb		
36"	4"	3	400 lb		
	6"	1			
48"	4	900 lb			



COMPACT CART FOR FREQUENT TRIPS

			RV-NH37S1F004L3B
31"	21"	37"	

3"	2	150 lb
4"	1	50 lb
3"	3"	



COMPACT CART FOR FREQUENT TRIPS

			RV-NH37A3UL16L3B
31"	21"	37"	

3"	2	150 lb
4"	3	50 lb
3"	3"	



MATERIAL HANDLING CART

			RV-VM3900U108
36"	24"	39"	

3"	2	150 lb
2"	1	150 lb
5"	5"	

MAINTENANCE DEPARTMENTS

Maintaining buildings, grounds and equipment in the healthcare sector requires storage for a wide range of materials and supplies. Rousseau's storage solutions help you to maximize use of space and store a wide variety of items. Our drawers have a load capacity of 400 lb. per drawer and can be used with shelving

and cabinets. Heavy-duty and high-performance, the drawers have a lifetime warranty on the rolling system. Whatever your specific requirements, we have a solution for your maintenance department.



SHELVING UNIT FOR CLOTHING

These are Spider® shelving units with SH50 shelf dividers. Each employee has his own storage space for his work clothes. Creates a tidy and orderly area.



RACK FOR RADIO BATTERIES

Using Spider® shelving units, you can store all batteries and radios in a single place. This rack creates a very orderly look and your employees will no longer waste their time looking for batteries.




RACK FOR LIFTING EQUIPMENT

Using Mini-Racking, hanging rails, and hooks, you can store all lifting equipment in a single place. Each hook has a capacity of 50 lb.



Over the years, Rousseau has developed many different storage solutions to meet the standards of the 5S methodology. The aim of this Japanese technique is to continuously improve the work environment. It is designed to achieve better organization and an efficient work environment by ensuring each tool is in the right place, easy to find and well identified.

Furthermore, the storage solutions we offer help you to improve work conditions and morale for employees by reducing the time and energy they spend on unproductive tasks.



WALL-MOUNTED PANEL SYSTEM

Rousseau's 5S multi-purpose panel system can be used to store a broad range of items of different sizes, shapes and weights on a single surface.



DRAWER ACCESSORIES


We offer a wide variety of drawer accessories that integrate with each other to help you organize and locate small parts.

Wall-Mounted Panel

	Diagram 1	Diagram 2	
16"	18"		WM57-1618
	24"		WM57-1624
	36"		WM57-1636
	48"		WM57-1648
	72"		WM57-1672
24"	18"		WM57-2418
	24"		WM57-2424
	36"		WM57-2436
	48"		WM57-2448
	72"		WM57-2472


Long Tool Holder

Diagram 1	Diagram 2	Diagram 3	Diagram 4	
8"	3"	4"		WM9Q-08



Heavy-Duty Hooks

TYPE	SIZE	PRODUCT NO.	50 lb
Square	6"	WM9A-06	
	12"	WM9A-12	
Round	6"	WM9B-06	
	12"	WM9B-12	




Can Holder

Diagram 1	Diagram 2	Diagram 3	
6"	3"	4"	WM9D-06
15"	3"	4"	WM9D-15

Light-Duty Hooks

TYPE/PACK	SIZE	PRODUCT NO.
Straight hooks / 20	1 1/2"D	WM9F-150
Single hooks / 20	1 1/2" dia.	WM9G-150
Single hooks / 20	2" dia.	WM9G-200
Double back single hooks / 10	3"D	WM9H-03
Double back single hooks / 10	5"D	WM9H-05
Double back double hooks / 10	3"D	WM9J-03
Double back double hooks / 10	5"D	WM9J-05
Drill holder / 1	5"W x 3 1/2"D	WM9L-01

TYPE	PRODUCT NO.
Front to back partition	RG00
Side to side partition	RG01
Divider	RG10
Label holder for drawer dividers	RG51
Plastic bins	RG20
Divider for plastic bins	RG22 / RG24
Label holder for plastic bins	RG52
Tool foam	RG42
PVC drawer liner	RG40
Groove trays	RG35 / RG36 / RG39
Handle protector	RF70



PRODUCT CONFIGURATOR: MY MODEL-R

The MyModel-r configurator is a tool to help you build various Rousseau products quickly and easily by yourself.



Click on the MyModel-r logo to configure your own models now



Or scan this QR code.



VIDEOS

Click the videos to watch them or scan the QR codes.




The R cabinet



R2V vertical storage system



Drawers for shelving



ROUSSEAU METAL INC.

INTRODUCTION

Rousseau designs and manufactures shelving, drawer and workstation systems for professional use. Known for their industry-leading durability, quality and innovations, our products are sold through a network of specialized partners who work in a wide range of sectors.

The Rousseau difference is: Flexible and customized solutions, modular and scalable design, unrivaled quality and durability. And above all, it means choosing a manufacturer and distribution partners who always put customers first.

QUICK ACCESS

Scan the QR codes to visit our different platforms.



WEBSITE
rousseau.com



CONFIGURATOR
MyModel-r.com



VIDEOS
youtube.com



DISTRIBUTORS ACCESS
e-rousseau.com

For more information, please contact your local distributor:

ROUSSEAU METAL INC.

105, avenue de Gaspé Ouest
Saint-Jean-Port-Joli (Québec)
G0R 3G0 CANADA

DISTRIBUTORS
1.800.463.4271

END USERS
1.866.463.4270

EMAIL
info@rousseau.com

WEBSITE
rousseau.com

DISTRIBUTORS ACCESS
e-rousseau.com

CONFIGURATOR
MyModel-r.com























Printed in Canada



COLORS

STANDARD COLORS

The colors may differ slightly from those illustrated.

							
Avalanche Blue 055	Everest Blue 051	Classic Blue 052	Midnight Blue 057	Glossy Sapphire Blue 560	Glossy EverGreen 1025	Black 091	Beige 041
							
Frost White 061	Light Gray 071	Modern Gray 745	Charcoal Gray 072	Glossy Carbon Black 741	White 616	Sienna Orange 085	Glossy Yellow 208
							
Flame Red 081	Glossy Carmine Red 806	Glossy Cranberry Red 815	Glossy Black 902				

HANDLE END CAPS

		
Ocean Blue 011	Black 031	Orange 021

Rousseau is continuously improving its products and reserves the right to make any modifications judged necessary.