



# STORAGE SYSTEMS

—  
FOR MOTORPOOLS



## THE STRENGTH OF OUR SYSTEMS

### PRODUCT OFFERING

- Modular Drawers
- Stationary Drawer Cabinets
- Mobile Drawer Cabinets
- Toolboxes
- Shelving
- Workstations
- Carts
- Workbenches

### MODULARITY

- Adapts to your building
- Built according to your needs
- Easy to install and add-on
- Can be re-used easily for other functions

### INTEROPERABILITY

- Responds to every need and situations
- Products and features are compatible with one another

### THE ROUSSEAU DIFFERENCE

- 100% Designed and Manufactured in Canada
- Durable, Reliable and Unparalleled Quality
- Lifetime Warranty on Drawer Sliding Systems
- Highest number of products, accessories & solutions from one company.

## ERGONOMIC OUTFITTING OF ENTIRE FACILITIES


### OFFICE AND WORK AREAS





### AIRCRAFT MAINTENANCE AND REPAIR



### WAREHOUSING AND STORAGE



### SPECIALTY TOOLBOXES



### CONTAINERIZED / NAVAL APPLICATIONS



### AUTOMOTIVE SERVICE CENTERS



## LEGEND

You will find various icons throughout this document. Here are their meanings:



Width



Drawers



Integrated Lock-In Mechanism



Perforation for Telephone Jack or Computer Network



Depth



Drawer Bank



Central Lock



Air Connection Knockout



Height



Casters



L3 Lock



15A Electrical Outlets


USB Ports



Capacity



Laminated Wood Surfaces



120" MODULAR WORKCENTER

120" 30" 79¼" R5XWH-4002

	3"	2	400lb
	5"	2	
	6"	2	
	8"	4	



72" MODULAR WORKCENTER

72" 30" 79¼" R5XLH-5002

	3"	1	400lb
	4"	1	
	5"	1	
	6"	2	

6" 900lb




60" MODULAR MOBILE TOOLBOX

60" 27" 37¼" R5XKG-1020

	3"	1	400lb
	4"	1	
	5"	1	
	6"	2	

6" 900lb



96" MODULAR WORKCENTER

96" 30" 79¼" R5XRH-4002

	3"	2	400lb
	5"	2	
	6"	2	
	8"	4	



60" MODULAR WORKCENTER

60" 30" 79¼" R5XKH-5002

	3"	1	400lb
	4"	1	
	5"	1	
	6"	2	

6" 900lb




48" MODULAR MOBILE TOOLBOX

48" 27" 37¼" R5XHG-1058

	3"	1	400lb
	4"	1	
	5"	1	
	6"	2	

6" 900lb



## ROUSSEAU METAL INC.

### INTRODUCTION

Rousseau designs and manufactures shelving, drawer and workstation systems for professional use. Known for their industry-leading durability, quality and innovations, our products are sold through a network of specialized partners who work in a wide range of sectors.

The Rousseau difference is: Flexible and customized solutions, modular and scalable design, unrivaled quality and durability. And above all, it means choosing a manufacturer and distribution partners who always put customers first.

### QUICK ACCESS

Scan the QR codes to visit our different platforms.



**WEBSITE**  
rousseau.com



**CONFIGURATOR**  
MyModel-r.com



**VIDEOS**  
youtube.com



**DISTRIBUTORS ACCESS**  
e-rousseau.com

For more information, please contact your local distributor:

## ROUSSEAU METAL INC.

105, AVENUE DE GASPÉ OUEST  
SAINT-JEAN-PORT-JOLI (QUÉBEC)  
G0R 3G0 CANADA

**WEBSITE**  
rousseau.com

**END USERS**  
1.866.463.4270

**EMAIL**  
info@rousseau.com

**DISTRIBUTORS**  
1.800.463.4271

**DISTRIBUTORS ACCESS**  
e-rousseau.com



Printed in Canada

Rousseau is continuously improving its products and reserves the right to make any modifications judged necessary.

7P10SA00  
105-NO19A

## COLORS

### STANDARD COLORS

The colors may differ slightly from those illustrated.

Avalanche Blue <b>055</b>	Everest Blue <b>051</b>	Classic Blue <b>052</b>	Midnight Blue <b>057</b>	Glossy Sapphire Blue <b>560</b>	Glossy EverGreen <b>1025</b>	Black <b>091</b>	Beige <b>041</b>
Frost White <b>061</b>	Light Gray <b>071</b>	Modern Gray <b>745</b>	Charcoal Gray <b>072</b>	Glossy Carbon Black <b>741</b>	White <b>616</b>	Sienna Orange <b>085</b>	Glossy Yellow <b>208</b>
Flame Red <b>081</b>	Glossy Carmine Red <b>806</b>	Glossy Cranberry Red <b>815</b>	Glossy Black <b>902</b>				

### HANDLE END CAPS

Ocean Blue <b>011</b>	Black <b>031</b>	Orange <b>021</b>